


Gigasense Automatic Hook



Automatically hooks up,
safety locks and releases.

The risk for injury is
dramatically reduced.

No climbing or helpers
injured or squeezed by the
load in the dangerous
loading or drop zone.

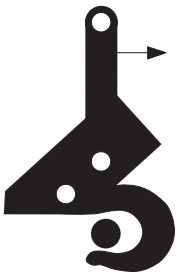
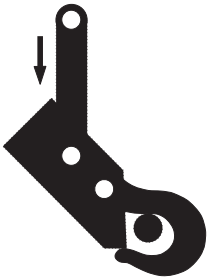
GIGASENSE

Gigasense products within Force Measurement and Crane Safety are well known high quality products, built from many years' experience and used by leading heavy duty industry around the world.

Gigasense products meet the highest demands of performance level requirements.

We are represented by many selected local partners in more than 30 countries on six continents.

New Concept Saves Time and Increases Safety



Lifting operations with mobile cranes and industrial hoists can safely be managed by the operator alone. He can remain at the controls during lifting and release operation.

HOOK UP

Lifting eye. Do not use sling or rope.

LIFT

When the hook is engaged, the load tension automatically safety locks the hook and housing assembly.

LOWER

After completed lifting operation the hook is lowered until it tilts into release position and opens.

RELEASE

The hook automatically frees itself from the load and is ready for the next lifting operation. Do not force it open with any tools!

APPLICATIONS

Blasting mats, pipes, pumps, machines, gas bottles, big bags and general lifting.

The Automatic Hook is available in 6 sizes from 2 to 20 tons. It is easy to operate, has rugged design and a high reliability.

The Automatic Hook consists of hook, housing and link. Forged hook, housing and link are of high-grade alloy steel. Unloaded, the spring loaded hook is pulled up against the housing in an open, ready-to-load position where it can easily be hooked onto a lifting eye or other attached hardware.

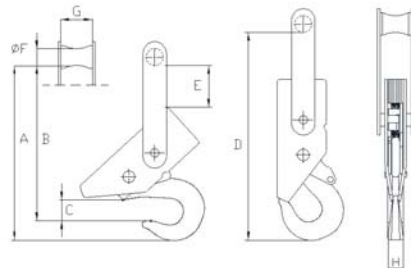
When the Automatic Hook is engaged, the load tension closes the hook opening, and the safety latch is automatically locked.

The hook remains safety locked even if it is unloaded. It is therefore possible to safely set down the load and make adjustments.

To release the safety lock after completed lifting operation, the hook is lowered until the upper link has tilted approx. 60° in relation to the housing. When the lock is released, the hook swings up into an open starting position.

The load is released, and the hook is ready for a new lifting operation. The Automatic Hook is tested and approved by the Swedish Institute for Materials Testing.

Transport case is optional.



IS	WORKING LOAD LIMIT TON		DIMENSIONS MM							WEIGHT APPROX. KG
	SAFETY FACTOR		A	B	C	D	E *	F	G	
	4:1	5:1								
2	2	1,6	310	275	63	330	72	20	42	3,0
5	5	4,0	360	325	49	450	85	36	67	6,7
10	10	8	490	425	70	580	110	44	68	15
15	15	12	525	460	83	625	115	54	72	24
20	20	16	668	558	95	728	128	65	83	37
27	27	21,6	617,5	525	95	720	167,5	65	93	37

* = Minimum Dimension

